








# Treatment Preparation Guide: Instructions and Recommendations

## Residual Treatment (spray) – Cockroaches



To maximize the effectiveness of our intervention, M.A.D. Extermination invites you to prepare your home properly. This step is essential to ensure a safe and optimal treatment for everyone.

### General Instructions

-  Empty all cupboards, drawers and pantries, including bathroom vanities.
-  Declutter and clean countertops.
-  Move appliances and degrease surrounding surfaces if necessary.
-  Clean the inside of cabinets and drawers with a mild (organic) dishwashing soap.
-  Place removed items on the kitchen table or in plastic bins. It's essential not to move them to an adjacent room or store them in cardboard boxes.
-  Move all furniture and objects at least 1 foot (12 inches) away from walls.
-  Please note that you must leave your home with your pets, if applicable, for 4 to 6 hours following the end of treatment. For children under 2, pregnant women and people with weakened immune systems, we recommend waiting 24 hours before returning home.

### After Treatment: Key Recommendations

To ensure effective treatment, it's vital not to move the sticky traps we've installed. This will enable your pest control technician to accurately analyze the level of infestation. We also recommend that you do not use household insecticides. Please note that these products are not very effective, and their repellent effect could considerably worsen the situation. Finally, avoid using cleaning products on treated surfaces during the treatment period, to preserve its effectiveness.

**M.A.D. Extermination Team**  
*Your partner in pest control*  
Email: [madextermination@outlook.com](mailto:madextermination@outlook.com)  
Facebook: [M.A.D. Extermination](#)

*“Trust M.A.D. Extermination's innovation and the expertise of our experienced technicians today.”*